

CLÔTURES

Adresse

Y a-t-il une piscine sur la propriété ?

Oui

Non

Si oui, quel type ?

Creusée

Hors-terre

Semi-creusée

TYPES DE MATÉRIAUX

Bois

PVC

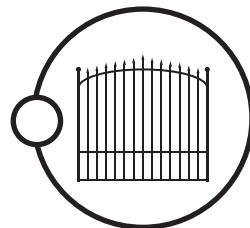
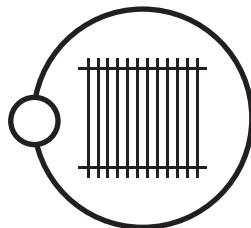

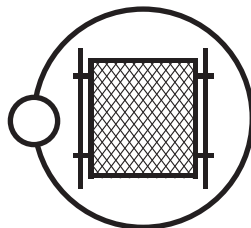
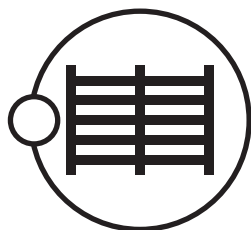
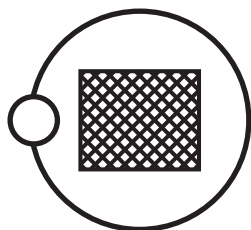

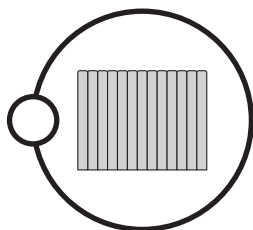
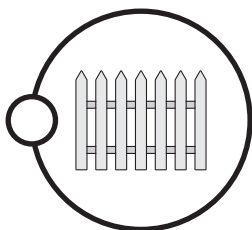
Métal

Verre de sécurité trempé, feuilleté ou armé

COULEUR

HAUTEUR

TYPES DE CLÔTURE



COMMENTAIRES

IMPORTANT

Dans le cas d'une clôture en bois ou en PVC, les éléments structuraux sur lesquels sont apposées les planches doivent être du côté intérieur de la clôture, vers le terrain qu'elle cloisonne ou sur lequel elle est installée.

(Règlement de zonage PC-2775, article 5.9 a) iv).

SIGNATURE

DATE

**SUPPLEMENT TO THE CERTIFICATE OF AUTHORIZATION
REQUEST FORM**



**PLANNING
DEPARTMENT**

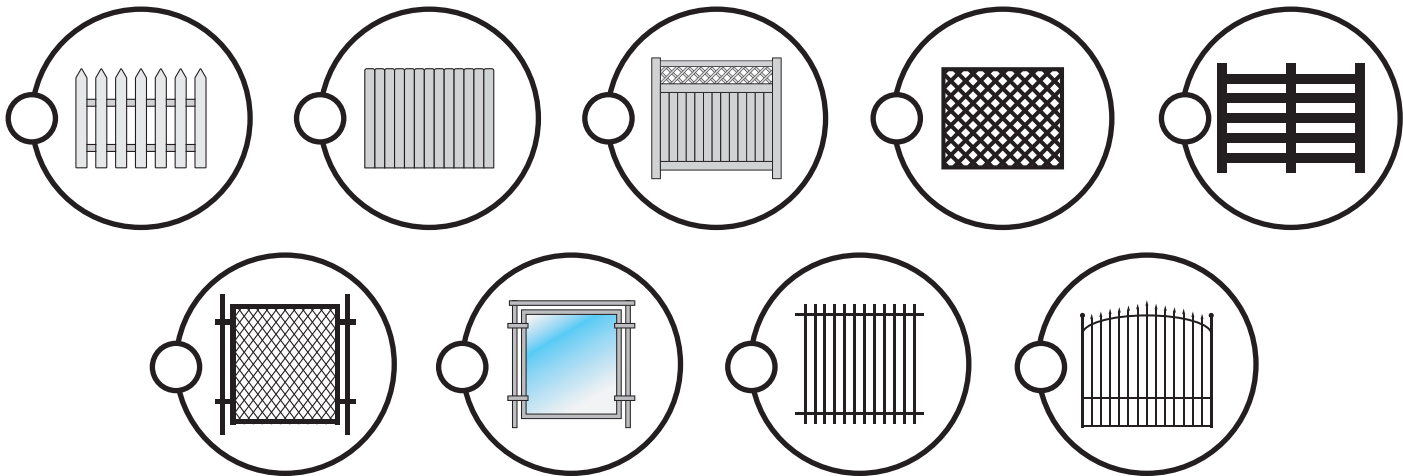
FENCES

Address

Is there a pool on the property? Yes No If so, what type? In-ground Above-ground Semi in-ground

TYPES OF MATERIAL	Wood <input type="checkbox"/>	PVC <input type="checkbox"/>	Metal <input type="checkbox"/>	Tempered, laminated or wired safety glass <input type="checkbox"/>
COLOUR	<input type="text"/>	<input type="text"/>	<input type="text"/>	<input type="text"/>
HEIGHT	<input type="text"/>	<input type="text"/>	<input type="text"/>	<input type="text"/>

FENCE TYPES



COMMENTS

IMPORTANT

In the case of a fence made of wood or PVC, the structural elements on which the planks are affixed shall be on the interior side of the fence, within the property that it encloses, or on which it is installed.

(Zoning By-Law PC-2775, Section 5.9 a) iv).

SIGNATURE

DATE
