

FREE DISTRIBUTION OF TREES



Shadblow Serviceberry – *Amelanchier canadensis*

70 trees



SIZE AT MATURITY	EXPOSURE	FOLIAGE
Height: 7 m (25 ft) Width: 4 m (15 ft)	Sun, partial shade	Summer: green to silver-green Fall: orange to orange-red
Growth rate: medium Size: small		
Particularities: Native tree, delicious edible purple fruit, not messy, persistent leaves.		

Hot Wings Tatarian Maple – *Acer tataricum* ‘Hot Wings’

45 trees



SIZE AT MATURITY	EXPOSURE	FOLIAGE
Height: 5-6 m (15-20 ft) Width: 5-6 m (15-20 ft)	Sun	Summer: dark green Fall: scarlet red
Growth rate: fast Size: small		
Particularities: Bright red samaras that look like flowers in summer.		

Firefall Freeman Maple – *Acer x freemanii* ‘Firefall’ or ‘Sienna Glen’ or ‘Autumn Fantasy’


70 trees



SIZE AT MATURITY	EXPOSURE	FOLIAGE
Height: 15 m (50 ft) Width: 12 m (40 ft)	Sun	Summer: green Fall: orange-red
Growth rate: fast Size: large		
Particularities: Easy maintenance, beautiful fall color.		

Heritage River Birch – *Betula nigra* ‘Heritage’



45 trees



SIZE AT MATURITY	EXPOSURE	FOLIAGE
Height: 12 m (40 ft) Width: 10 m (35 ft)	Sun	Summer: glossy green Fall: golden yellow
Growth rate: fast Size: medium		
Particularities: Beautiful bark that varies in color from salmon to bronze and undergoes exfoliation, resistant to the birch borer (insect).		

American Hornbeam – *Carpinus caroliniana*




45 trees



SIZE AT MATURITY	EXPOSURE	FOLIAGE
Hauteur: 8 m (25 ft) Width: 8 m (25 ft)	Partial shade, shade	Summer: green Fall: orange
Growth rate: slow Size: small		
Particularities: Native tree, ideal for smaller sites.		

Katsura Tree – *Cercidiphyllum japonicum*

70 trees



SIZE AT MATURITY	EXPOSURE	FOLIAGE
Height: 12 m (40 ft) Width: 6 m (20 ft)	Sun, partial shade, shade	Summer: reddish purple to bluish green Fall: yellow to apricot-orange
Growth rate: fast Size: medium		
Particularities: The leaves emit a caramel-like fragrance when crumpled. Few known entomological or pathological problems.		

American Hophornbeam / Ironwood – *Ostrya virginiana*


45 trees



SIZE AT MATURITY	EXPOSURE	FOLIAGE
Height: 10 m (35 ft) Width: 7 m (25 ft)	Sun, partial shade, shade	Summer: dark green Fall: yellow
Growth rate: slow Size: medium		
Particularities: Native tree, delicious purple edible berries that do not fall to the ground, evergreen leaves.		

White Spruce – *Picea glauca*




45 trees



SIZE AT MATURITY	EXPOSURE	FOLIAGE
Height: 20 m (65 ft) Width: 8 m (25 ft)	Sun	Summer: pale green or dull blue-green Fall: pale green or dull blue-green
Growth rate: medium Size: large		
Particularities: Native species, hardy and ideal for windbreak.		

Swiss Stone Pine – *Pinus cembra*




45 trees



SIZE AT MATURITY	EXPOSURE	FOLIAGE
Height: 10 m (35 ft) Width: 4 m (15 ft)	Sun	Summer: glossy dark green to bluish green Fall: glossy dark green to bluish green
Growth rate: slow Size: small		
Particularities: Hardy, highly decorative and wind-resistant. Seeds are lodged inside the edible cones (pine nuts). When young, it looks more like a shrub than a tree.		

Swamp White Oak – *Quercus bicolor*

45 trees



SIZE AT MATURITY	EXPOSURE	FOLIAGE
Height: 20 m (65 ft) Width: 16 m (50 ft)	Sun	Summer: glossy dark green Fall: red
Growth rate: fast Size: large		
Particularities: Native species whose leafs fall late into the season. They may persist into winter. It has acorns.		